



Heater & Filter Heater Packages

Walker Filtration has a range of eight cool-to-touch in-line heater packages with unique features that deliver various compressed air temperatures to suit your application requirements.

Suitable for use in both industrial and breathing air applications, Walker Filtration's range of Heaters and Filter Heater Packages allow air to be filtered and temperature controlled between 20°C and 120°C (68°F and 248°F).

Our range of compressed air in-line heater systems use an open coiled heating element and high accuracy output temperature sensing device. This combination of a fast responding heater and sensor allows the unit to adjust quickly to any variations in flow rate or line pressure, without deviation in the output temperature.

A compact solid-state temperature controller is mounted on top of the heater unit, allowing the exact temperature output to be indicated by a bi-metallic thermometer which is clearly visible at the front of the heater.



Comprehensive Range

RP (BSP parallel) threaded connections from 3/8" to 1/2".
NPT available upon request



Drain Valve Included

Semi-automatic drain valve fitted to all heaters as standard



Bi-metallic Thermometer

Heaters available with and without bi-metallic thermometer

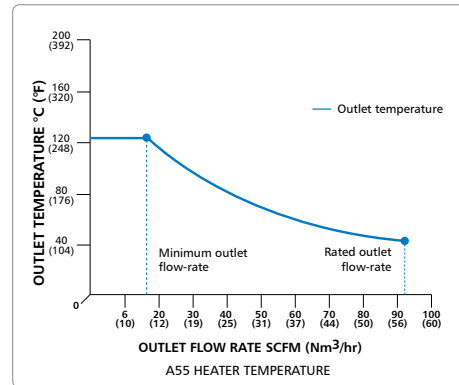
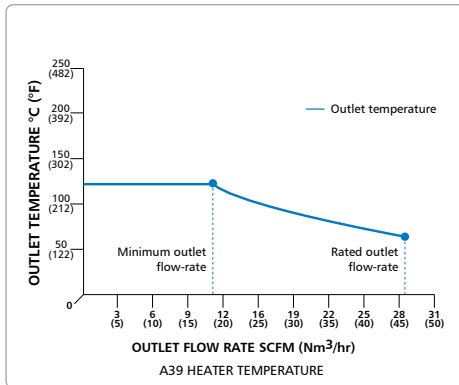
- **Combined Heating and Filtration Solutions** Heaters can be supplied directly mounted to Walker Filtration pre-filters to ensure that processed air is clean
- **Product Safety in Mind** Bi-metallic thermometer located internally within the heater isolates power to the heater if temperature exceeds 125°C (257°F)
- **Variable Temperature Control** Air can be filtered and controlled at any temperature between 20°C and 120°C (68°F and 248°F) providing a versatile heater suitable for both industrial and breathing air applications

For further information please call: +44 (0) 191 417 7816



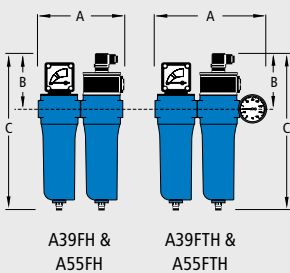
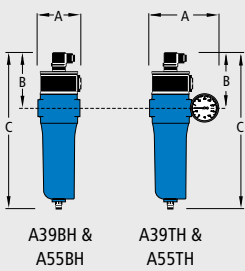
Technical Specification

Filter model	Pipe size inches	Inlet flow rate		Dimensions mm (inches)			Weight kg	Element model
		Nm ³ /hr	SCFM	A	B	C		
A39BH	3/8	46	27	88 (3.46)	130 (5.12)	337 (13.27)	1.7	-
A39TH	3/8	46	27	138 (5.43)	130 (5.12)	337 (13.27)	2.0	-
A39FH	3/8	46	27	176 (6.93)	130 (5.12)	337 (13.27)	2.3	E511 XA
A39FTH	3/8	46	27	226 (8.90)	130 (5.12)	337 (13.27)	4.0	E511 XA
A55BH	1/2	92	54	88 (3.46)	130 (5.12)	337 (13.27)	1.7	-
A55TH	1/2	92	54	138 (5.43)	130 (5.12)	337 (13.27)	2.0	-
A55FH	1/2	92	54	176 (6.93)	130 (5.12)	337 (13.27)	2.3	E511 XA
A55FTH	1/2	92	54	226 (8.90)	130 (5.12)	337 (13.27)	4.0	E511 XA



Tests conducted at an ambient room temperature of 20°C (68°F)

Heater specification	230 volt AC		115 volt AC	
Supply voltage	230 volt AC-50/60Hz		115 volt AC-50/60Hz	
Power rating	1.5Kw		1.5Kw	
Maximum working pressure	16 barg	232 psig	16 barg	232 psig
Controlled output range	20°C to 120°C	68°F to 248°F	20°C to 120°C	68°F to 248°F
Minimum inlet temperature	-20°C	-4°F	-20°C	-4°F



Technical Notes

- Semi-automatic Drain Valve (SDV25) is fitted to all heaters. Float Operated Automatic Drain Valve (ADV516) is fitted to pre-filters.
- When liquid, oil and water are present, FH or FTH models should be specified.
- Electrical connections to the unit are via an industry standard DIN connector.
- When placing an order, please specify voltage required (example A39FTH-115V).
- If used in a breathing air installation, please note adequate breathing air filtration is required prior to the heater assembly. Heater and filter packages will not remove certain types of gases, including carbon monoxide (CO) and carbon dioxide (CO₂).
- Threaded filters are manufactured from cast aluminum alloy and are PED 2014/68/EU compliant for group 2 gases.
- Threaded connections are Rp (BSP parallel) to ISO 7/1 or NPT to ANSI B2.1 if supplied within North America. For NPT connections, add the suffix N e.g. A39BHN.
- Minimum flow rate of 1.7 SCFM (3 Nm³/hr) is recommended.
- The internal bi-metallic strip will activate to cut the power to the heater once the outlet temperature reaches 125°C (257°F).
- Water Separator must be used as pre-filtration.



Walker Filtration Ltd, Birtley Road, Washington, Tyne & Wear, NE38 9DA, United Kingdom
 tel: +44 (0) 191 417 7816 fax: +44 (0) 191 415 3748 email: sales@walkerfiltration.co.uk web: www.walkerfiltration.com

THE QUEEN'S AWARDS
 FOR ENTERPRISE:
 INNOVATION
 2016